

REFRIGERATOR
Premiere

PREMIERE CORPORATION

751-15, JANGROK-DONG, GWANGSAN-GU,
GWANGJU, KOREA

TEL: 82-2-6925-7431~9, FAX: 82-2-6925-7438

Homepage : <http://www.turboairkorea.com> (Korea)

<http://www.turboairinc.com> (H.Q in USA)

E-mail : jkleee@turboairinc.com / cepark@turboairinc.com

REFRIGERATOR MANUFACTURER
Turbo air

COMMERCIAL REFRIGERATOR

GLASS DOOR REFRIGERATOR

SOLID DOOR REFRIGERATOR

UNDER BAR EQUIP MANT

KITCHEN EQUIP MANT (RADIANCE)



www.turboairkorea.com

RELIABILITY

- High tech, digitally controlled system**
 Uniform temperature throughout the unit for reliable food preservation
 System helps to ensure food safety and protects working components
 Alarm sounds when the door is left opened
 Display lights when the fan is operating or if the system is defrosting
- Five star quality control**
 All products must pass a rigorous five-point inspection to meet our high quality standards



DURABILITY

- High quality stainless steel construction**
 Rust-resistant and easy to clean
 Rounded corners to create a safer workplace
 Stainless steel shelves
 Durable, rust-resistant shelf clips
 Concealed interior lighting
 Foam insulated the full height to compressor area
 Over-sized refrigeration system
- * Vibration damage test in variety levels of road driving condition



ERGONOMICS & CONVENIENCE

- Wide range recessed door handle**
 Our uniquely equipped 41cm sturdy door handle enables the operator to clasp the handle easily.
 Additionally, our door handles provide for effortless opening with a less than 0.2kg pressure release system.
 This will help reduce workplace fatigue.
- Bottom mount compressor**
 The bottom-mount compressor is designed to prevent the need and discomfort of reaching and bending to lower areas, in addition to providing for energy efficiency.



ENERGY EFFICIENCY

- Highly efficient**
 - Condenser
 - Compressor
 - Evaporator
- Foamed with polyurethane, high-density cell insulation (CFC free)**



GLASS DOOR REFRIGERATORS & FREEZERS

- SUPER DELUXE SERIES
- TRADITIONAL GLASS DOOR REFRIGERATOR
- TRADITIONAL GLASS DOOR FREEZER
- ICE CREAM DIPPING CABINET
- ICE CREAM FREEZER



GLASS DOOR REFRIGERATOR [Super Deluxe Series] **New**

GLASS DOOR REFRIGERATOR [Super Deluxe Series] **New**



COLOR OPTION [WHITE, BLACK]

MODEL	DIMENSION (W×D×H)mm	CAPACITY	TEMPERATURE	DOORS	SHELVES	HP	WEIGHT (kg)	MOVEMENT (Front/Back)	CONTAINER STUFFING		
									20FT	40FT	40HQ
TGM-5SD*	635×590×768	167ℓ	0°C ~ 8°C	1EA	2EA	1/7	69	LEG/LEG	48	102	
TGM-7SD*	635×590×972	215ℓ	0°C ~ 8°C	1EA	3EA	1/7	77	LEG/LEG	24	51	102
TGM-10SD*	655×590×1,382	263ℓ	0°C ~ 8°C	1EA	3EA	1/4	89	LEG/LEG	24	48	
TGM-12SD*	655×590×1,600	320ℓ	0°C ~ 8°C	1EA	3EA	1/4	99	LEG/LEG	24	48	
TGM-15SD*	670×629×1,918	450ℓ	0°C ~ 8°C	1EA	4EA	1/4	109	LEG/LEG	21	45	
TGM-20SD*	683×671×1,954	495ℓ	0°C ~ 8°C	1EA	4EA	1/4	128	LEG/LEG	21	45	

- An asterisk(*) next to the model number means that the exterior finish of the door frames colors (B-BLACK, W-WHITE)

COLOR OPTION [WHITE, BLACK]

MODEL	DIMENSION (W×D×H)mm	CAPACITY	TEMPERATURE	DOORS	SHELVES	HP	WEIGHT (kg)	MOVEMENT (Front/Back)	CONTAINER STUFFING		
									20FT	40FT	40HQ
TGM-23SD*	683×772×1,954	597ℓ	0°C ~ 8°C	1EA	4EA	1/4	150	LEG/LEG	18	39	
TGM-35SD*	1,056×803×1,966	1,048ℓ	0°C ~ 8°C	2EA	8EA	1/3	197	LEG/LEG	12	24	
TGM-47SD*	1,382×768×1,954	1,308ℓ	0°C ~ 8°C	2EA	8EA	1/3	230	LEG/LEG	10	20	

- An asterisk(*) next to the model number means that the exterior finish of the door frames colors (B-BLACK, W-WHITE)

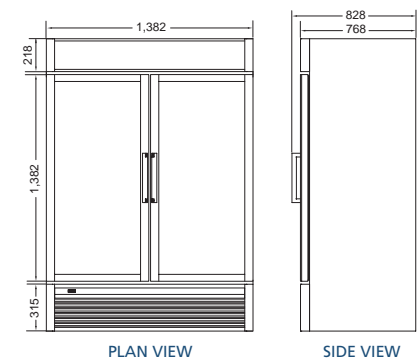
GLASS DOOR FREEZER [Super Deluxe Series] **New**

GLASS DOOR FREEZER [Super Deluxe Series] **New**

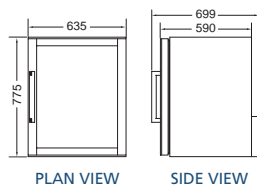
TGF-15SD *



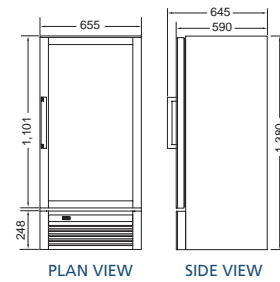
TGF-47SD *



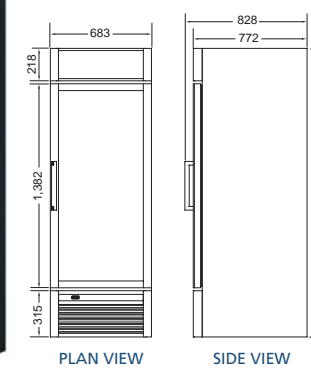
TGF-5SD *



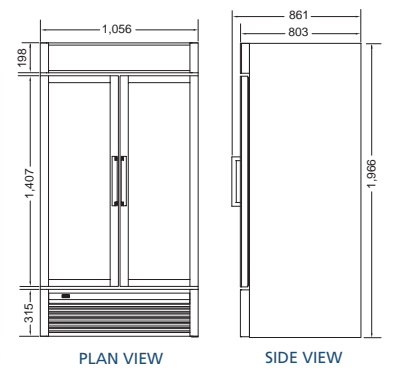
TGF-10SD *



TGF-23SD *



TGF-35SD *



COLOR OPTION [WHITE, BLACK]

COLOR OPTION [WHITE, BLACK]

MODEL	DIMENSION (W×D×H)mm	CAPACITY	TEMPERATURE	DOORS	SHELVES	HP	WEIGHT (kg)	MOVEMENT (Front/Back)	CONTAINER STUFFING	
									20FT	40FT 40HQ
TGF-5SD *	635×590×775	167ℓ	-24°C ~ -16°C	1 EA	2 EA	1/3	83	LEG/LEG	48	102
TGF-10SD *	655×590×1,380	263ℓ	-24°C ~ -16°C	1 EA	3 EA	1/2	126	LEG/LEG	24	48
TGF-15SD *	670×629×1,918	450ℓ	-24°C ~ -16°C	1 EA	4 EA	1/2	142	LEG/LEG	21	45

MODEL	DIMENSION (W×D×H)mm	CAPACITY	TEMPERATURE	DOORS	SHELVES	HP	WEIGHT (kg)	MOVEMENT (Front/Back)	CONTAINER STUFFING	
									20FT	40FT 40HQ
TGF-23SD *	683×772×1,954	597ℓ	-24°C ~ -16°C	1 EA	4 EA	2/3	175	LEG/LEG	18	39
TGF-35SD *	1,056×803×1,966	1,048ℓ	-24°C ~ -16°C	2 EA	8 EA	1.25	231	LEG/LEG	12	24
TGF-47SD *	1,382×768×1,954	1,308ℓ	-24°C ~ -16°C	2 EA	8 EA	1.5	265	LEG/LEG	10	20

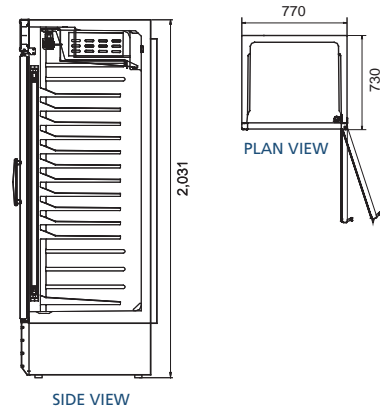
- An asterisk(*) next to the model number means that the exterior finish of the door frames colors (B-BLACK, W-WHITE)

- An asterisk(*) next to the model number means that the exterior finish of the door frames colors (B-BLACK, W-WHITE)

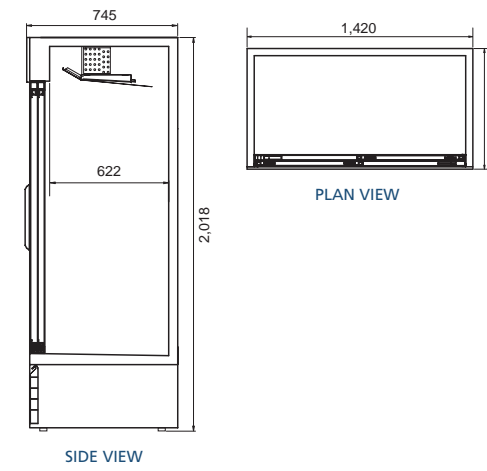
GLASS DOOR REFRIGERATOR

GLASS DOOR REFRIGERATOR

FRS-600RP



FRS-1300R



FRS-140R



FRS-300RP



FRS-401RNP



FRS-1000R



FRS-1350RS

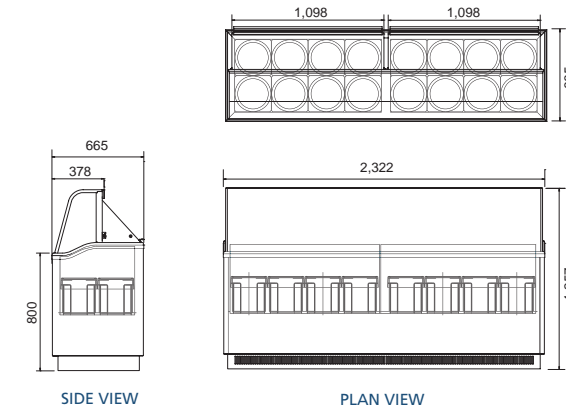
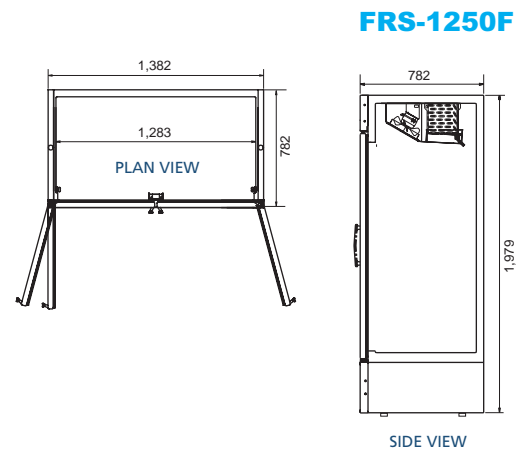


MODEL	DIMENSION (W×D×H)mm	CAPACITY	TEMPERATURE	DOORS	SHELVES	HP	WEIGHT (kg)	MOVEMENT (Front/Back)	CONTAINER STUFFING	
									20FT	40FT 40HQ
FRS-140R	480×575×858	123ℓ	0°C ~ 8°C	1EA	4EA	1/10	34	Leg/Comp Base	95	201
FRS-300RP	600×586×1,610	269ℓ	0°C ~ 8°C	1EA	4EA	1/4	64	Leg/Comp Base	27	54
FRS-401RNP	600×586×1,877	366ℓ	0°C ~ 8°C	1EA	4EA	1/4	76	Leg/Comp Base	27	54
FRS-600RP	770×730×2,031	602ℓ	0°C ~ 8°C	1EA	4EA	1/4	104	Leg/Comp Base	21	45

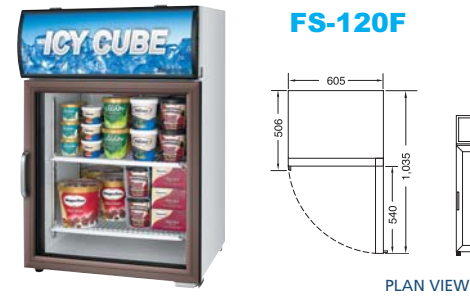
MODEL	DIMENSION (W×D×H)mm	CAPACITY	TEMPERATURE	DOORS	SHELVES	HP	WEIGHT (kg)	MOVEMENT (Front/Back)	CONTAINER STUFFING	
									20FT	40FT 40HQ
FRS-1000R	1,055×745×2,018	951ℓ	0°C ~ 8°C	2EA	8EA	1/2	192	Caster /Caster	14	28
FRS-1300R	1,420×745×2,018	1,250ℓ	0°C ~ 8°C	2EA	8EA	1/2	212	Caster /Caster	10	23
FRS-1350RS	1,420×809×2,018	1,315ℓ	0°C ~ 8°C	2EA	8EA	3/4	226	Caster /Caster	10	21

GLASS DOOR FREEZER

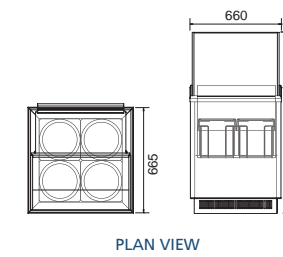
ICE CREAM DIPPING CABINET



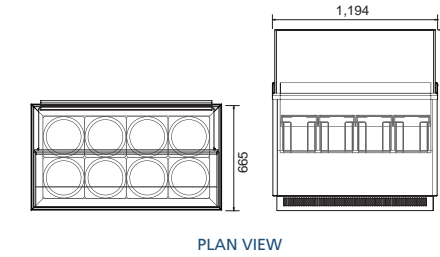
TIDC-91W



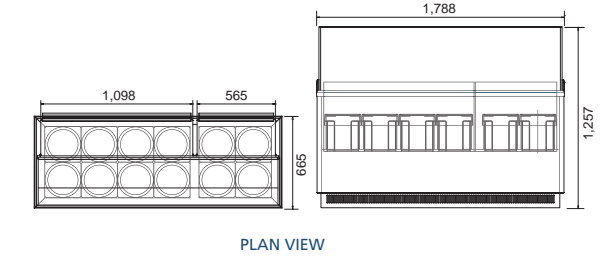
TIDC-26W



TIDC-47W



TIDC-70W

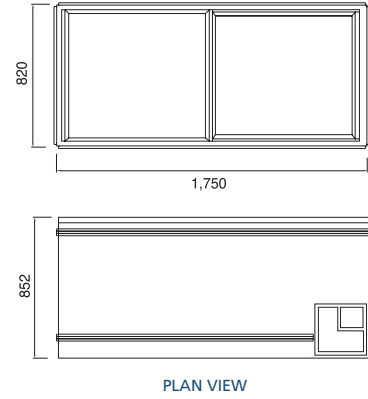


MODEL	DIMENSION (W×D×H)mm	CAPACITY	TEMPERATURE	DOORS	SHELVES	HP	WEIGHT (kg)	MOVEMENT (Front/Back)	CONTAINER STUFFING	
									20FT	40FT 40HQ
FS-120F	605×506×890	120ℓ	-24°C ~ -16°C	1 EA	2 EA	1/3	50	Leg/Comp Base	54	114
FRS-650F	686×782×1,979	651ℓ	-24°C ~ -16°C	1 EA	4 EA	3/4	171	Caster/Caster	21	42
FRS-1250F	1,382×782×1,979	1,220ℓ	-24°C ~ -16°C	2 EA	8 EA	1.5	270	Caster/Caster	11	22

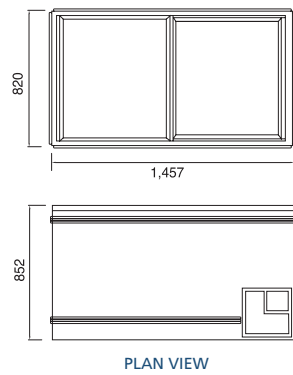
MODEL	DIMENSION (W×D×H)mm	CAPACITY	TEMPERATURE	DOORS	PANS	HP	WEIGHT (kg)	CONTAINER STUFFING	
								20FT	40FT 40HQ
TIDC-26W	660×665×1,257	150ℓ	-23°C ~ -13°C	1 EA	4 EA	1/4	78	24	48
TIDC-47W	1,194×665×1,257	300ℓ	-23°C ~ -13°C	1 EA	8 EA	1/2	135	12	27
TIDC-70W	1,788×665×1,257	450ℓ	-23°C ~ -13°C	2 EA	12 EA	3/4	190	9	18
TIDC-91W	2,322×665×1,257	600ℓ	-23°C ~ -13°C	2 EA	16 EA	1	250	6	12

ICE CREAM FREEZER

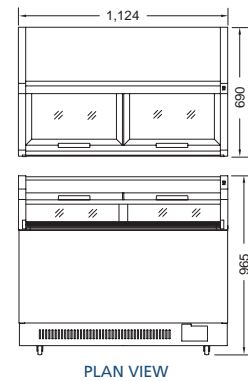
FS-720F



FS-580F



FS-280T



SOLID DOOR REFRIGERATORS & FREEZERS

- K-SERIES - SOLID DOORS
- K-SERIES - DUAL TEMPERATURE
- FD-SERIES - SOLID DOORS / GLASS DOORS
- SANDWICH & SALAD UNITS
- UNDERCOUNTER REFRIGERATOR / FREEZER

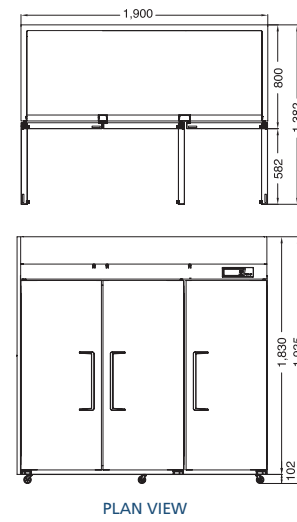


MODEL	DIMENSION (W×D×H)mm	CAPACITY	TEMPERATURE	DOORS	HP	WEIGHT (kg)	CONTAINER STUFFING		
							20FT	40FT	40HQ
FS-280T	1,124×690×965	240L	-20°C ~ -16°C	2 EA	1/4	84	26	56	
FS-580F	1,457×820×852	578L	-30°C ~ -20°C	2 EA	1/2	95	14	30	
FS-720F	1,750×820×852	718L	-30°C ~ -20°C	2 EA	1	110	12	24	

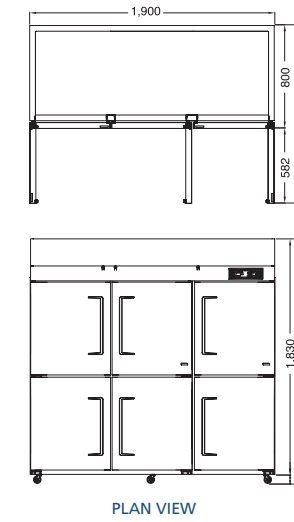
K-SERIES REFRIGERATOR / FREEZER

K-SERIES REFRIGERATOR / FREEZER

KR65-3 / KF65-3



KR65-6 / KF65-6



KR25-1 / KF25-1



KR45-2 / KF45-2



KR25-2 / KF25-2



KR45-4 / KF45-4



	MODEL	DIMENSION (W×D×H)mm	CAPACITY	TEMPERATURE	DOORS	SHELVES	HP	WEIGHT (kg)	MOVEMENT (Front/Back)	CONTAINER STUFFING		
										20FT	40FT	40HQ
REFRIGERATOR	KR25-1	650×800×1,935	555ℓ	0°C ~ 8°C	1EA	3EA	1/3	77	Caster/Caster	18	39	
	KR45-2	1,260×800×1,935	1,175ℓ	0°C ~ 8°C	2EA	6EA	1/3	142	Caster/Caster	10	21	
	KR65-3	1,900×800×1,935	1,805ℓ	0°C ~ 8°C	3EA	9EA	2/3	167	Caster/Caster	6	13	
FREEZER	KF25-1	650×800×1,935	555ℓ	-21°C ~ -12°C	1EA	3EA	1/3	82	Caster/Caster	18	39	
	KF45-2	1,260×800×1,935	1,175ℓ	-21°C ~ -12°C	2EA	6EA	2/3	147	Caster/Caster	10	21	
	KF65-3	1,900×800×1,935	1,805	-21°C ~ -12°C	3EA	9EA	1	172	Caster/Caster	6	13	

*Height does not include 5" caster height or 6" optional legs.

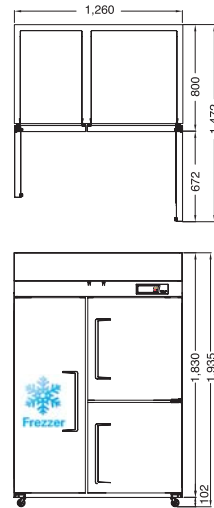
	MODEL	DIMENSION (W×D×H)mm	CAPACITY	TEMPERATURE	DOORS	SHELVES	HP	WEIGHT (kg)	MOVEMENT (Front/Back)	CONTAINER STUFFING		
										20FT	40FT	40HQ
REFRIGERATOR	KR25-2	650×800×1,935	555ℓ	0°C ~ 8°C	2EA	3EA	1/3	77	Caster/Caster	18	39	
	KR45-4	1,260×800×1,935	1,175ℓ	0°C ~ 8°C	4EA	6EA	1/3	142	Caster/Caster	10	21	
	KR65-6	1,900×800×1,935	1,805ℓ	0°C ~ 8°C	6EA	9EA	2/3	167	Caster/Caster	6	13	
FREEZER	KF25-2	650×800×1,935	555ℓ	-21°C ~ -12°C	2EA	3EA	1/3	82	Caster/Caster	18	39	
	KF45-4	1,260×800×1,935	1,175ℓ	-21°C ~ -12°C	4EA	6EA	2/3	147	Caster/Caster	10	21	
	KF65-6	1,900×800×1,935	1,805	-21°C ~ -12°C	6EA	9EA	1	172	Caster/Caster	6	13	

*Height does not include 5" caster height or 6" optional legs.

K-SERIES DUAL TEMPERATURE

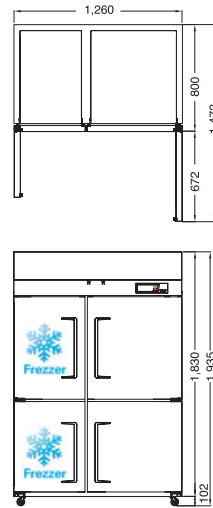
K-SERIES DUAL TEMPERATURE

KRF45-3



KRF45-3 PLAN VIEW

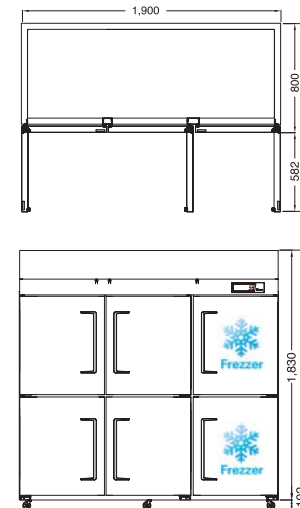
KRF45-4



KRF45-4 PLAN VIEW



KRF65-6



PLAN VIEW



KRF25-2



PLAN VIEW

KR1F45-4 (1/4 FREEZER, 3/4 REFRIGERATOR)



PLAN VIEW

KRF45-2



PLAN VIEW

KRF65-3



PLAN VIEW

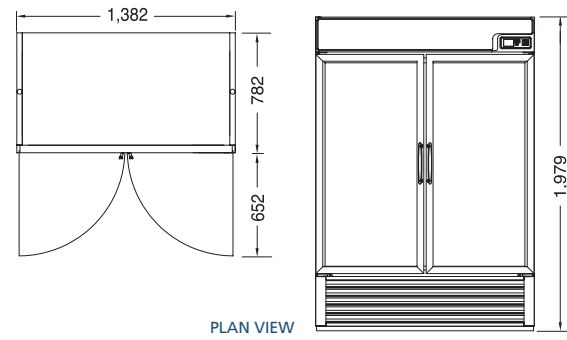
MODEL	DIMENSION (W×D×H)mm	CAPACITY	TEMPERATURE	DOORS	SHELVES	HP	WEIGHT (kg)	MOVEMENT (Front/Back)	CONTAINER STUFFING
									20FT 40FT 40HQ
KRF25-2	650×800×1,935	261ℓ (R) • 276ℓ (F)	0°C ~ 8°C / -21°C ~ -12°C	1EA	2EA	1/3	50	Caster /Caster	18 39
KRF45-3 / KRF45-4	1,260×800×1,935	642ℓ (R) • 464ℓ (F)	0°C ~ 8°C / -21°C ~ -12°C	1EA	4EA	2/3	171	Caster /Caster	10 21
KR1F45-4	1,260×800×1,935	856ℓ (R) • 272ℓ (F)	0°C ~ 8°C / -21°C ~ -12°C	2EA	8EA	2/3	270	Caster /Caster	10 21

MODEL	DIMENSION (W×D×H)mm	CAPACITY	TEMPERATURE	DOORS	SHELVES	HP	WEIGHT (kg)	MOVEMENT (Front/Back)	CONTAINER STUFFING
									20FT 40FT 40HQ
KRF45-2	1,260×800×1,935	642ℓ (R) • 464ℓ (F)	0°C ~ 8°C / -21°C ~ -12°C	2EA	6EA	2/3	152	Caster /Caster	10 21
KRF65-3	1,900×800×1,935	1,175ℓ (R) • 555ℓ (F)	0°C ~ 8°C / -21°C ~ -12°C	3EA	9EA	2/3	175	Caster /Caster	6 13
KRF65-6	1,900×800×1,935	1,175ℓ (R) • 555ℓ (F)	0°C ~ 8°C / -21°C ~ -12°C	6EA	9EA	2/3	177	Caster /Caster	6 13

FD-SERIES REFRIGERATOR / FREEZER

SANDWICH & SALAD UNIT

FD-1250R-G2



FD-650R-G1



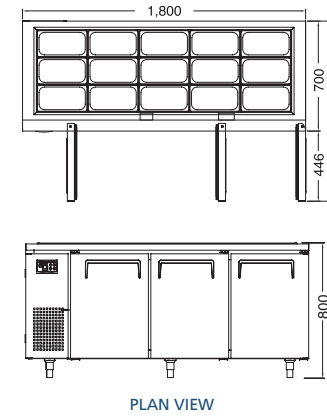
FD-650R / FD-650F



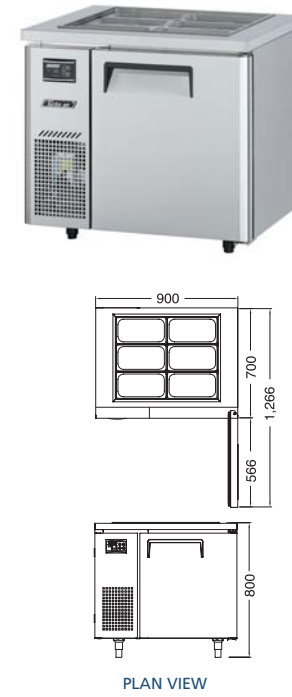
FD-1250R / FD-1250F



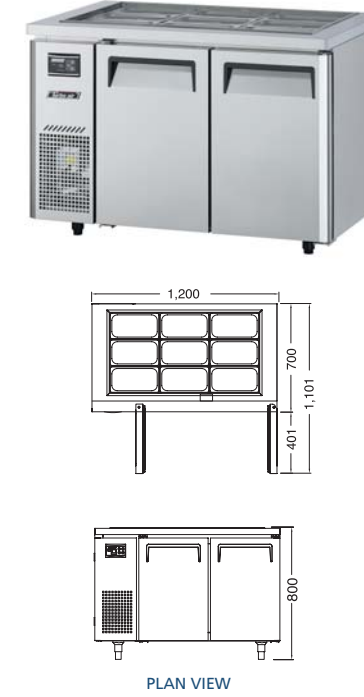
KSR18-3



KSR9-1



KSR12-2



KSR15-2

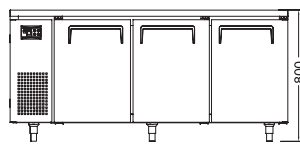
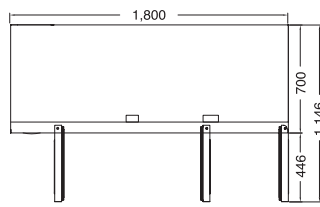


MODEL	DIMENSION (W×D×H)mm	CAPACITY	TEMPERATURE	DOORS	SHELVES	HP	WEIGHT (kg)	MOVEMENT (Front/Back)	CONTAINER STUFFING		
									20FT	40FT	40HQ
FD-650R / FD-650F	646×782×1,979	651ℓ	0°C ~ 8°C / -24°C ~ -16°C	1EA	4EA	1/4 / 1/2	119 / 131	Caster / Caster	21	42	
FD-1250R / FD-1250F	1,382×782×1,979	1,387ℓ	0°C ~ 8°C / -24°C ~ -16°C	2EA	8EA	1/3 / 3/4	189 / 212	Caster / Caster	11	22	
FD-650R-G1	686×782×1,979	651ℓ	0°C ~ 8°C	1EA	3EA	1/4	171	Caster / Caster	21	42	
FD-1250R-G2	1,382×782×1,979	1,387ℓ	0°C ~ 8°C	2EA	6EA	1/3	252	Caster / Caster	11	22	

MODEL	DIMENSION (W×D×H)mm	CAPACITY	TEMPERATURE	DOORS	SHELVES	HP	WEIGHT (kg)	MOVEMENT (Front/Back)	CONTAINER STUFFING		
									20FT	40FT	40HQ
KSR9-1	900×700×800	198ℓ	0°C ~ 8°C	1EA	1EA	1/4	70	Leg/Leg	36	72	
KSR12-2	1,200×700×800	311ℓ	0°C ~ 8°C	2EA	2EA	1/4	82	Leg/Leg	26	54	
KSR15-2	1,500×700×800	425ℓ	0°C ~ 8°C	2EA	2EA	1/4	91	Leg/Leg	20	44	
KSR18-3	1,800×700×800	538ℓ	0°C ~ 8°C	3EA	3EA	1/3	107	Leg/Leg	18	38	

UNDERCOUNTER REFRIGERATOR / FREEZER

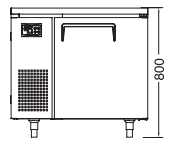
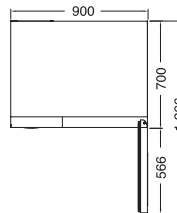
KUR18-3 / KUF18-3



PLAN VIEW

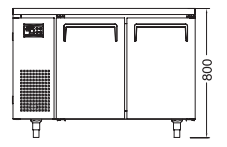
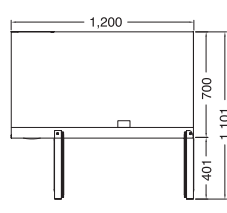


KUR9-1 / KUF9-1



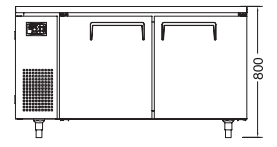
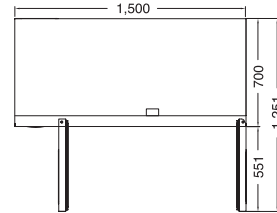
PLAN VIEW

KUR12-2 / KUF12-2




PLAN VIEW

KUR15-2 / KUF15-2



PLAN VIEW

MODEL	DIMENSION (W×D×H)mm	CAPACITY	TEMPERATURE	DOORS	SHELVES	HP	WEIGHT (kg)	MOVEMENT (Front/Back)	CONTAINER STUFFING		
									20FT	40FT	40HQ
KUR9-1 / KUF9-1	900×700×800	198ℓ	0°C ~ 8°C / -21°C ~ -12°C	1EA	1EA	1/4 / 1/3	72	Leg/Leg	36	72	
KUR12-2 / KUF12-2	1,200×700×800	311ℓ	0°C ~ 8°C / -21°C ~ -12°C	2EA	2EA	1/4 / 1/3	84	Leg/Leg	26	54	
KUR15-2 / KUF15-2	1,500×700×800	425ℓ	0°C ~ 8°C / -21°C ~ -12°C	2EA	2EA	1/4 / 1/2	93	Leg/Leg	20	44	
KUR18-3 / KUF18-3	1,800×700×800	538ℓ	0°C ~ 8°C / -21°C ~ -12°C	3EA	3EA	1/4 / 1/2	109	Leg/Leg	18	38	



**UNDERBAR
EQUIPMENT**

**BOTTLE COOLER
BACK BAR
BEER DISPENSER**



BOTTLE COOLER

BACK BAR

TBC-24SD / TBC-24SB



TBC-36SD / TBC-36SB



TBC-50SD / TBC-50SB



TBC-65SD / TBC-65SB



TBC-80SD / TBC-80SB



TBC-95SD / TBC-95SB



COLOR OPTION [SILVER, BLACK]

MODEL	DIMENSION (W×D×H)mm	CAPACITY	TEMPERATURE	DOORS	SHELVES	HP	WEIGHT (kg)	MOVEMENT (Front/Back)	CONTAINER STUFFING	
									20FT	40FT 40HQ
TBC-24SD / TBC-24SB	630×673×845	85ℓ	0°C ~ 8°C	1EA	2EA	1/10	70	Caster /Caster	48	102
TBC-36SD / TBC-36SB	934×673×845	227ℓ	0°C ~ 8°C	1EA	2EA	1/4	86	Caster /Caster	36	74
TBC-50SD / TBC-50SB	1,270×673×845	426ℓ	0°C ~ 8°C	2EA	3EA	1/3	106	Caster /Caster	24	50
TBC-65SD / TBC-65SB	1,635×673×845	595ℓ	0°C ~ 8°C	2EA	3EA	1/3	140	Caster /Caster	20	42
TBC-80SD / TBC-80SB	2,044×673×845	750ℓ	0°C ~ 8°C	3EA	6EA	1/2	156	Caster /Caster	16	32
TBC-95SD / TBC-95SB	2,413×673×845	906ℓ	0°C ~ 8°C	3EA	6EA	1/2	170	Caster /Caster	12	24

TBB-1SB



TBB-2SG / TBB-2SB



TBB-3SG / TBB-3SB



TBB-4SG / TBB-4SB



MODEL	DIMENSION (W×D×H)mm	CAPACITY	TEMPERATURE	DOORS	SHELVES	HP	WEIGHT (kg)	MOVEMENT (Front/Back)	CONTAINER STUFFING	
									20FT	40FT 40HQ
TBB-1SB	600×756×1,032	235ℓ	0°C ~ 8°C	1EA	2EA	1/10	86	Caster /Caster	21	45 90
TBB-2SG / TBB-2SB	1,494×692×942	538ℓ	0°C ~ 8°C	2EA	6EA	1/3 / 1/4	140/125	Caster /Caster	20	46
TBB-3SG / TBB-3SB	1,754×692×942	651ℓ	0°C ~ 8°C	2EA	6EA	1/3 / 1/4	160/135	Caster /Caster	14	32
TBB-4SG / TBB-4SB	2,294×692×942	940ℓ	0°C ~ 8°C	3EA	8EA	1/3 / 1/3	237/207	Caster /Caster	12	30

BEER DISPENSER

TBD-1SD / TBD-1SB



TBD-2SD / TBD-2SB



TBD-3SD / TBD-3SB



TBD-4SD / TBD-4SB



COLOR OPTION [SILVER, BLACK]

MODEL	DIMENSION (W×D×H)mm	CAPACITY	TEMPERATURE	DOORS	SHELVES	HP	WEIGHT (kg)	MOVEMENT (Front/Back)	CONTAINER STUFFING		
									20FT	40FT	40HQ
TBD-1SD / TBD-1SB	600×756×1,032	212ℓ	0°C ~ 8°C	1EA	1EA	1/10	79	Caster/Caster	20	45	90
TBD-2SD / TBD-2SB	1,494×688×942	590ℓ	0°C ~ 8°C	2EA	2EA	1/3	125	Caster/Caster	20	46	
TBD-3SD / TBD-3SB	1,754×688×942	720ℓ	0°C ~ 8°C	3EA	2EA	1/3	135	Caster/Caster	14	32	
TBD-4SD / TBD-4SB	2,294×692×942	850ℓ	0°C ~ 8°C	4EA	3EA	1/3	191	Caster/Caster	12	30	

Passion
Inside

RADIANCE
Perfect Cooking Solution

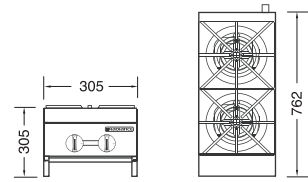
- HOT PLATE
- CHAR BROILER
- GRIDDLE
- STOCK POT BURNER
- OVEN



HOT PLATE

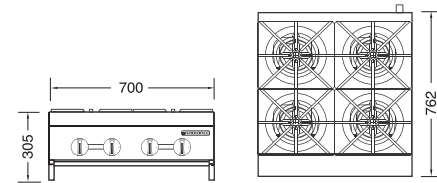
CHAR BROILER

TAHP-12-2



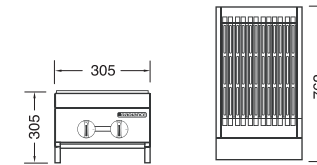
PLAN VIEW

TAHP-24-4



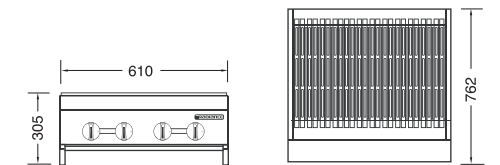
PLAN VIEW

TARB-12



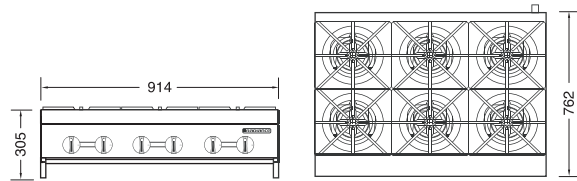
PLAN VIEW

TARB-24



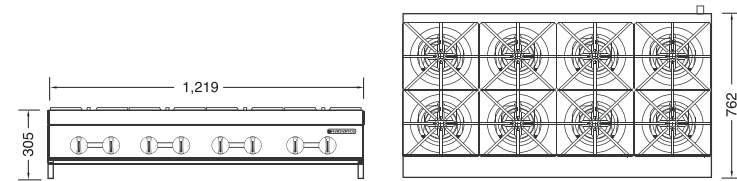
PLAN VIEW

TAHP-36-6



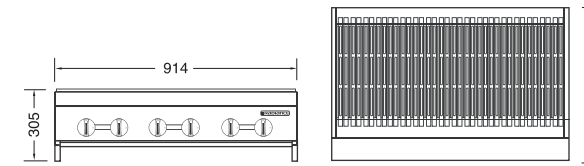
PLAN VIEW

TAHP-48-8



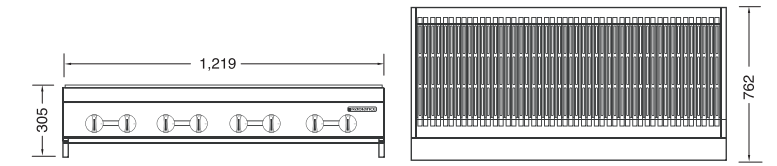
PLAN VIEW

TARB-36



PLAN VIEW

TARB-48



PLAN VIEW

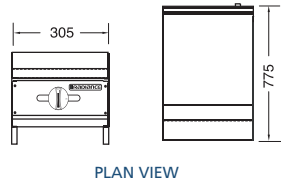
MODEL	DIMENSION (W×D×H)mm	BURNERS	BTU	WEIGHT (kg)
TAHP-12-2	305×762×305	2 EA	64,000	39
TAHP-24-4	700×762×305	4 EA	128,000	64
TAHP-36-6	914×762×305	6 EA	192,000	109
TAHP-48-8	1,219×762×305	8 EA	256,000	136

MODEL	DIMENSION (W×D×H)mm	BURNERS	BTU	WEIGHT (kg)
TARB-12	305×762×305	2 EA	30,000	52
TARB-24	610×762×305	4 EA	60,000	88
TARB-36	914×762×305	6 EA	90,000	135
TARB-48	1,219×762×305	8 EA	120,000	175

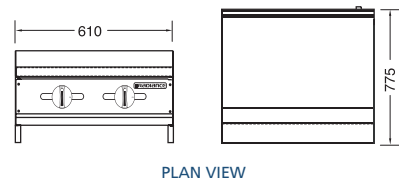
GRIDDLE

STOCK POT BURNER

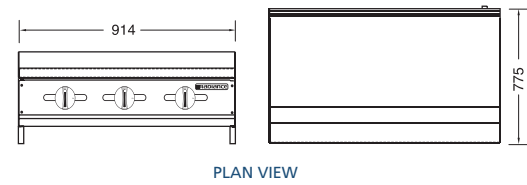
TAMG-12



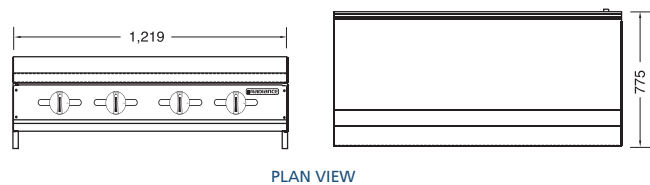
TAMG-24



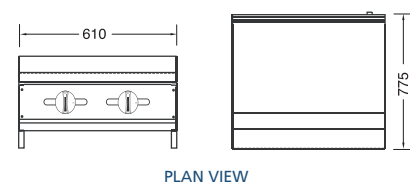
TAMG-36



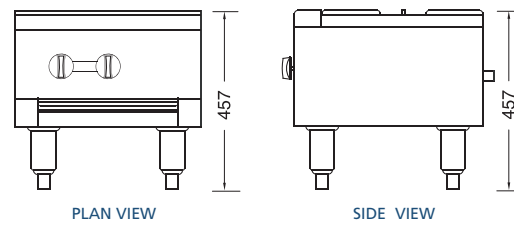
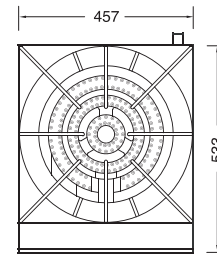
TAMG-48



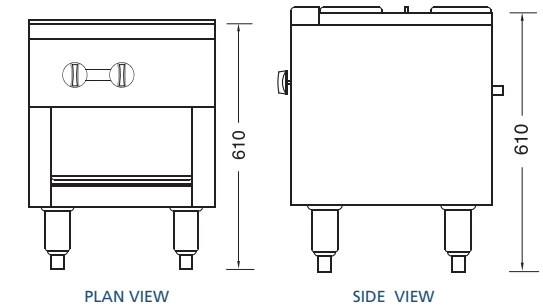
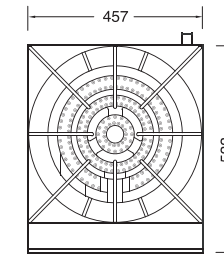
TATG-24



TASP-18S



TASP-18



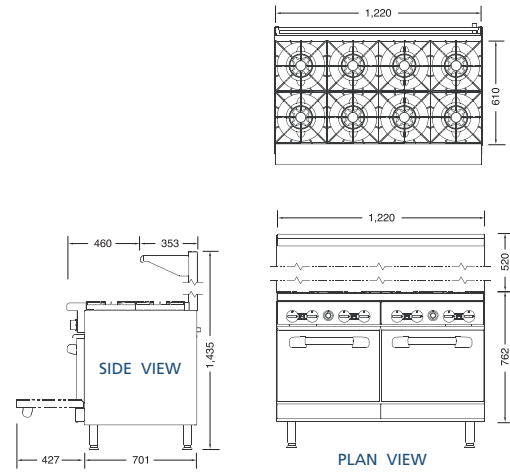
MODEL	DIMENSION (W×D×H)mm	BURNERS	BTU	WEIGHT (kg)
TAMG-12	305×775×305	1 EA	22,000	68
TAMG-24	610×775×305	2 EA	44,000	93
TAMG-36	914×775×305	3 EA	66,000	141
TAMG-48	1,219×775×305	4 EA	88,000	166

MODEL	DIMENSION (W×D×H)mm	BURNERS	BTU	WEIGHT (kg)
TATG-12	305×775×305	1 EA	22,000	125
TATG-24	610×775×305	2 EA	44,000	179
TATG-36	914×775×305	3 EA	66,000	200
TATG-48	1,219×775×305	4 EA	88,000	290

MODEL	DIMENSION (W×D×H)mm	BURNERS	BTU	WEIGHT (kg)
TASP-18S	457×533×457	3-RING	79,000	48
TASP-18	457×533×610	3-RING	79,000	50

OVEN

TAR-8



TAR-4



TAR-6



We are creating energy,
by reducing
energy consumption.

As a commercial refrigerator manufacturer, we always consider environmental well-being. Turbo Air engineers constantly strive to improve energy efficiency without compromising performance.

MODEL	DIMENSION (W×D×H)mm	BURNERS	BTU	WEIGHT (kg)
TAR-4	610×610×1,435	4 EA	163,000	163
TAR-6	914×610×1,435	6 EA	227,000	239
TAR-8	1,220×610×1,435	8 EA	326,000	306
TAR-10	1,524×610×1,435	10 EA	390,000	406